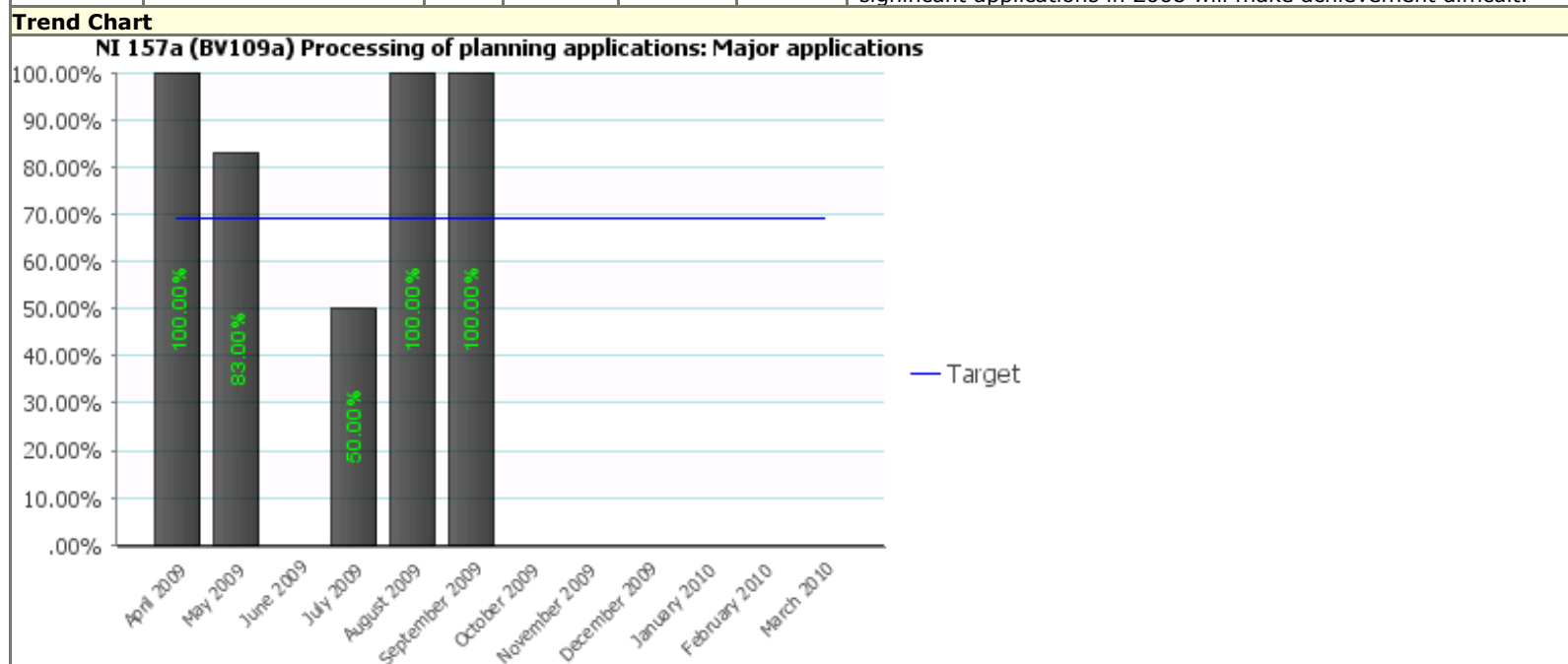


Community Scrutiny Corporate Healthcheck 2008/09



Traffic Light: Red
Description: Caring about what's built (and) where



Planning and Building Control							Action taken during last Scrutiny meeting on 27 th January 2009
PI code	Short Name	Status	Current Value	Current target	Short term trend	Notes	
NI 157a (BV109a)	Processing of planning applications: Major applications		60.00%	68.00%		Target not achieved for the month. 5 major application decisions were made, two beyond the target timescales due to one being referred to the Secretary of State (Whitehall College, Bishop's Stortford) and the other because it was unusual and complex and required significant consultation (Wind turbine proposals, Benington). Development Control team will continue to monitor performance against target but considerable number of significant applications in 2008 will make achievement difficult.	None



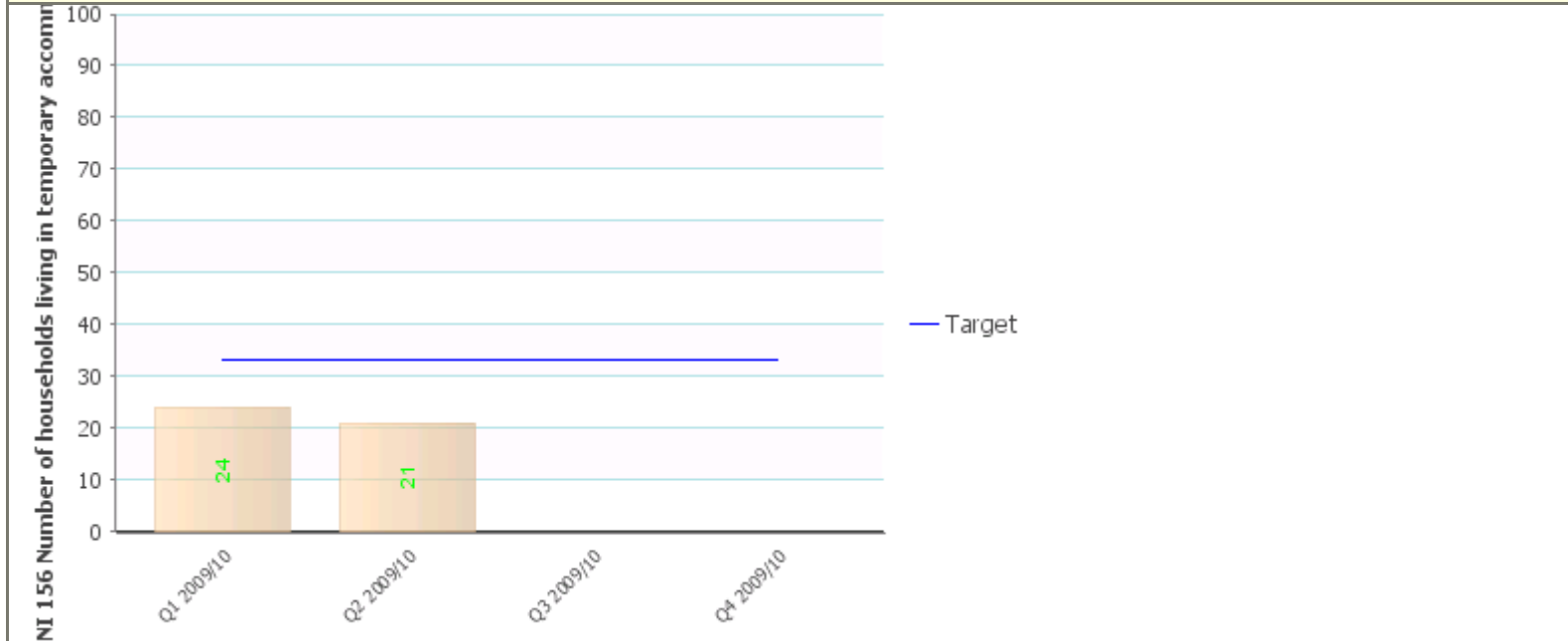
Traffic Light: Red

Description: Promoting prosperity & well being providing access & opportunities

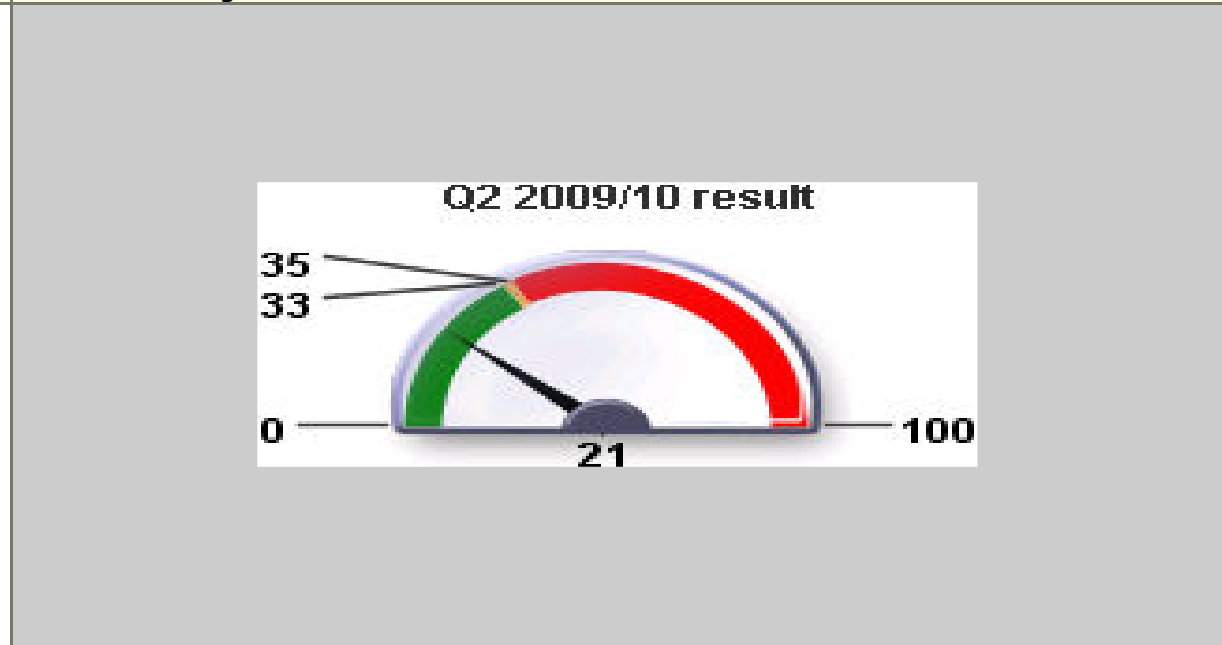
Health and Housing

PI code	Short Name	Status	Current Value	Current target	Short term trend	Notes	Action taken during last Scrutiny meeting on 27 th January 2009
NI 156	Number of households living in temporary accommodation		36	33		Performance is off target due to the decommissioning of one of the Council's two homeless hostels being re-scheduled to the beginning of July 2009 and of a higher number of households needing temporary accommodation. Following an increase in the number of homeless presentations and acceptances received to date compared to last year. Considering the effect the economic climate is having on homelessness rates and the reduction in hostel accommodation units not being affected until July 2009, this trend is likely to continue to the end of quarter 4. This in turn is likely to result in a higher number of households in temporary accommodation than the original target of 33 households in 2008/09 and will not likely be met until 2009/10.	None

Trend Chart

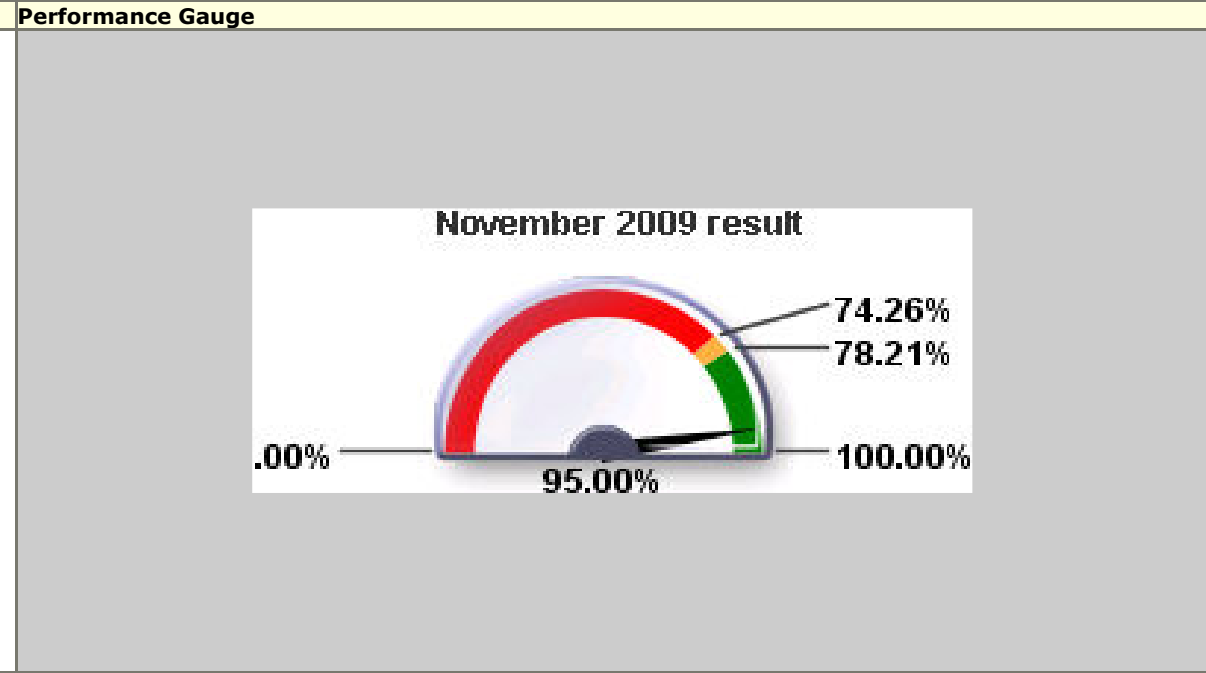
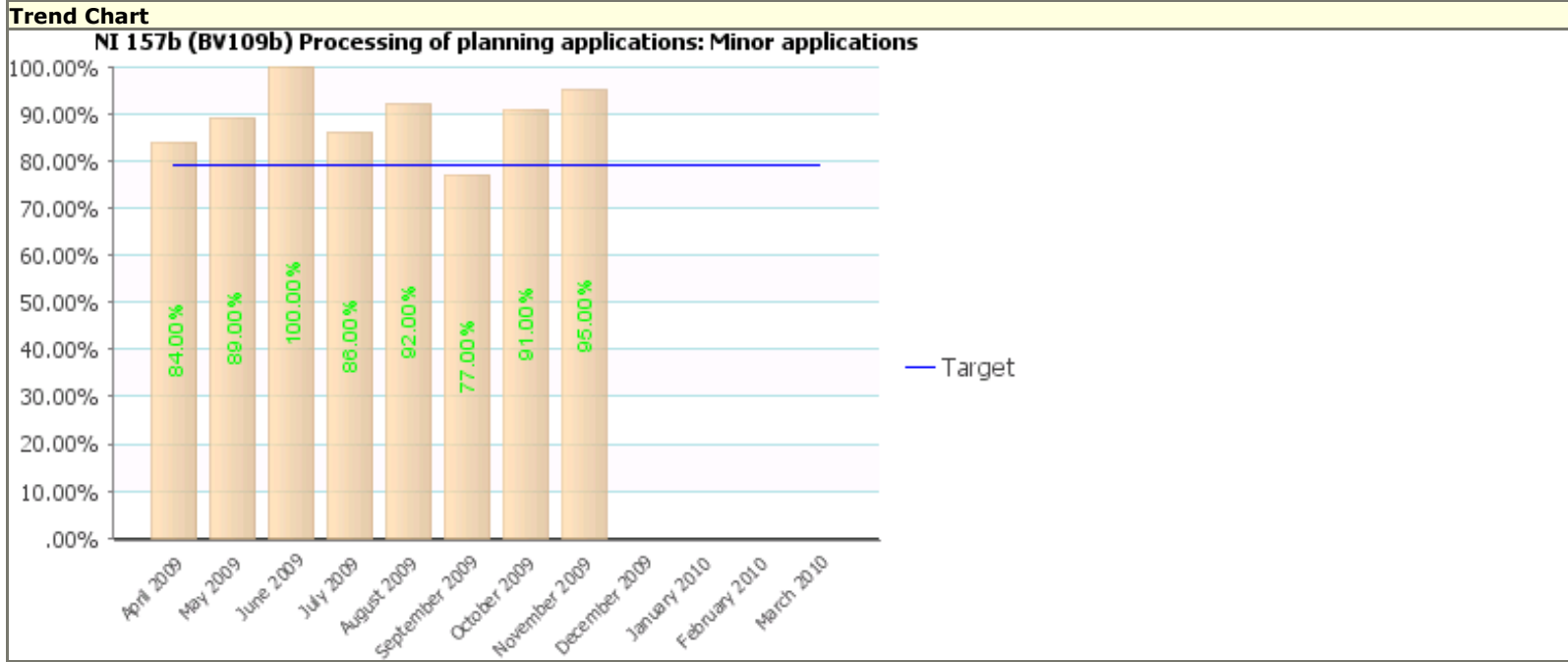


Performance Gauge



Traffic Light: Amber
Description: Caring about what's built (and) where


Planning and Building Control							
PI code	Short Name	Status	Current Value	Current target	Short term trend	Notes	Action taken during last Scrutiny meeting on 27 th January 2009
NI 157b (BV109b)	Processing of planning applications: Minor applications		78.00%	79.00%		Performance just off target. 14 out of a total of 18 decisions were made within the target timescale. The Development Control team will continue to monitor performance against the target and application throughput, as the number of applications being received has declined.	None



Traffic Light: Green
Description: Caring about what's built (and) where

Planning and Building Control							
PI code	Short Name	Status	Current Value	Current target	Short term trend	Notes	Action taken during last Scrutiny meeting on 27 th January 2009
NI 157c (BV109c)	Processing of planning applications: Other applications		92.00%	92.00%	-	Target Achieved. 108 applications out of 118 were determined on time.	None

Trend Chart



Performance Gauge



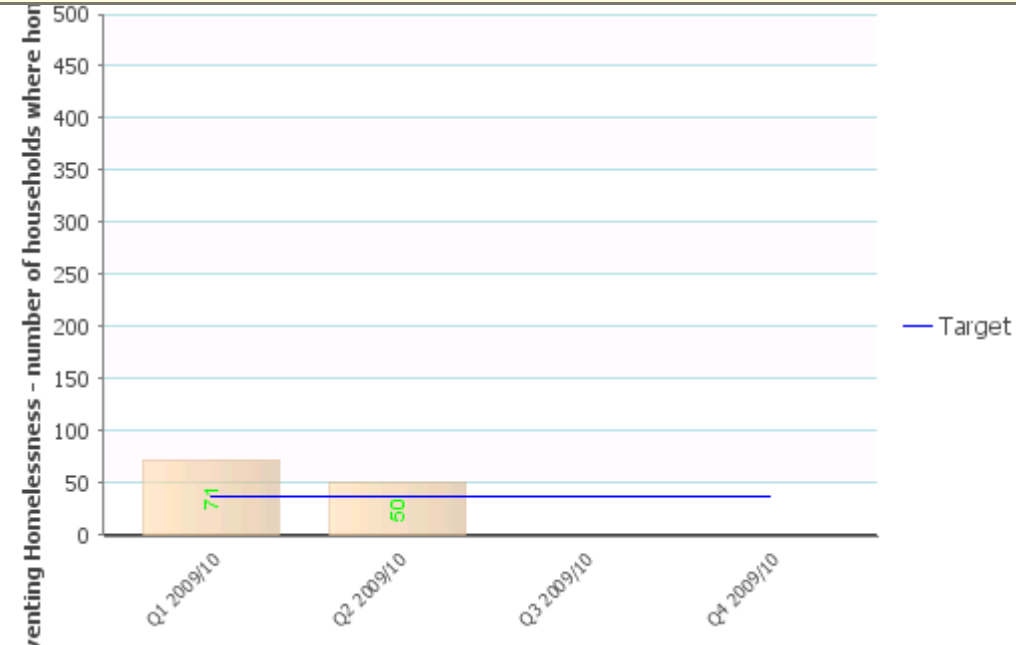
Traffic Light: Unknown

Description: Promoting prosperity & well being providing access & opportunities

Health and housing

PI code	Short Name	Status	Current Value	Current target	Short term trend	Notes	Action taken during last Scrutiny meeting on 27 th January 2009
EHP1213	Preventing Homelessness - number of households where homelessness prevented	?	N/A	3	?	No data is available for Quarter 3. Changes have been made to the definition of this indicator and future data from Quarter 4 will reflect these amendments.	None

Trend Chart



Performance Gauge

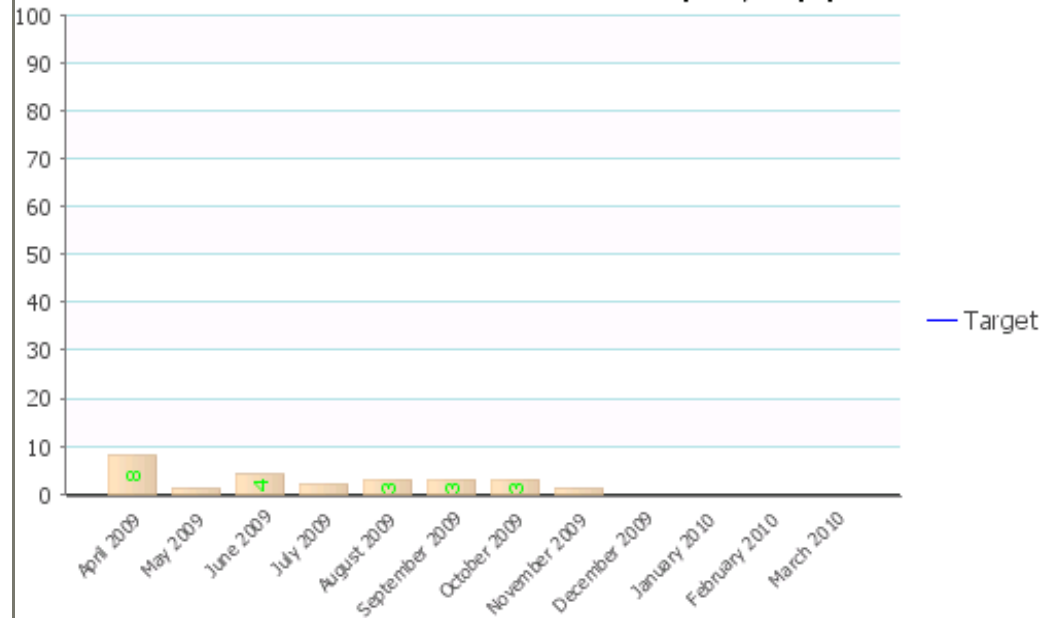
N/A

Licensing and Community Safety

PI code	Short Name	Status	Current Value	Current target	Short term trend	Notes	Action taken during last Scrutiny meeting on 27 th January 2009
NI 15	Number of most Serious violent crime rate per 1,000 population	?	0	N/A	?	The internal audit of "Serious violent crime" has now been completed and the necessary crimes have been re classified (APR08 - onwards) so there is no change from previous month's data.	None

Trend Chart

NI 15 Number of most Serious violent crime rate per 1,000 population



Performance Gauge

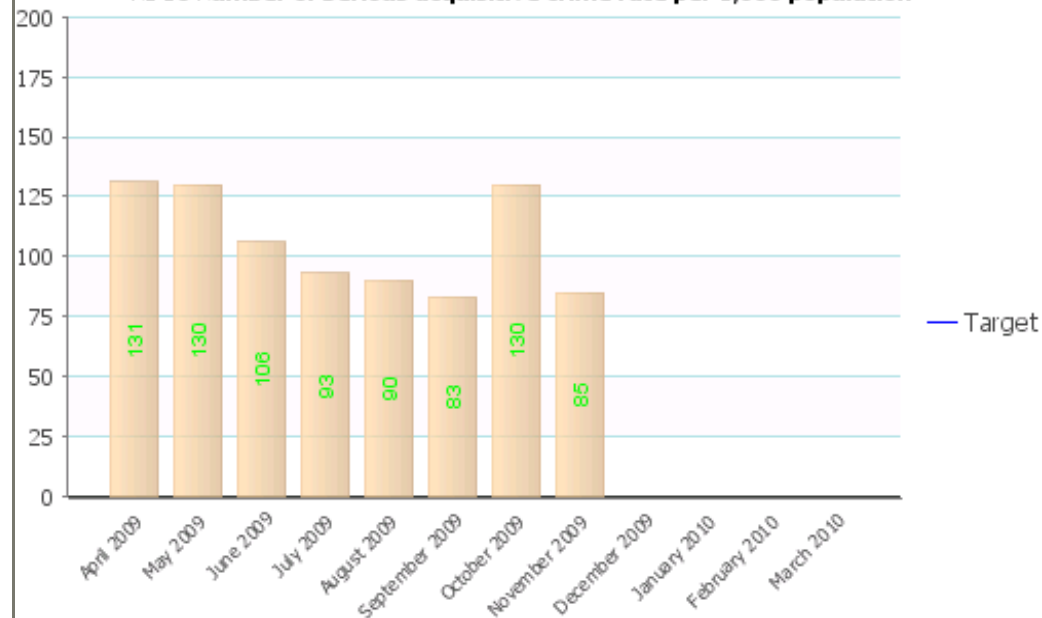
N/A

Licensing and Community Safety

PI code	Short Name	Status	Current Value	Current target	Short term trend	Notes	Action taken during last Scrutiny meeting on 27 th January 2009
NI 16	Number of Serious acquisitive crime rate per 1,000 population	?	87	N/A	↑	No target was issued for this National Indicator as there is no historical data available to use as a benchmark. This indicator was introduced from 2008/09.	None

Trend Chart

NI 16 Number of Serious acquisitive crime rate per 1,000 population



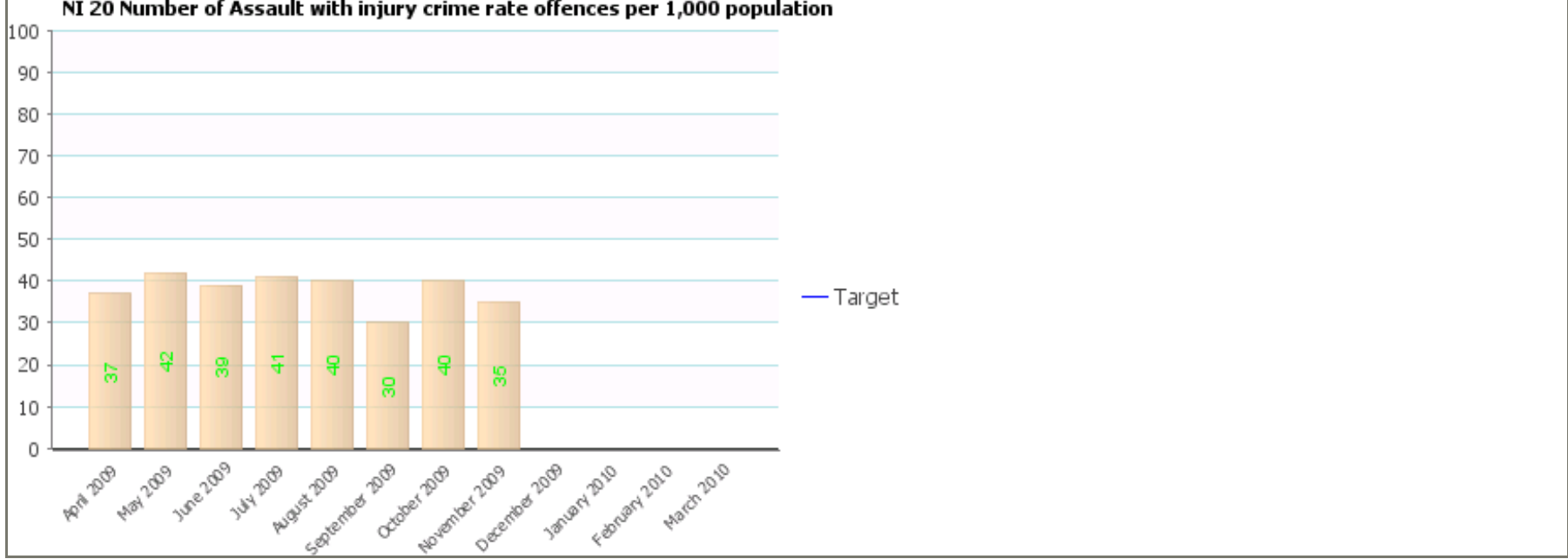
Performance Gauge

N/A

Licensing and Community Safety

PI code	Short Name	Status	Current Value	Current target	Short term trend	Notes	Action taken during last Scrutiny meeting on 27 th January 2009
NI 20	Number of Assault with injury crime rate offences per 1,000 population	?	36	N/A	↑	The internal audit of "Assault with injury crime rate" has now been completed and the necessary crimes have been re classified (APR08 - onwards) so there are small changes from previous month's data.	None

Trend Chart **Performance Gauge**



N/A

Traffic Light: Unknown
Description: Shaping now, shaping the future

PI code	Short Name	Status	Current Value	Current target	Short term trend	Notes	Action taken during last Scrutiny meeting on 27 th January 2009
NI 173	Flows on to incapacity benefits from employment	?	N/A	N/A	?	No data available for this quarter. No data had been entered on to the Data Interchange Hub and will not have a data update until 1 st April 2009.	None
Trend Chart						Performance Gauge	
						N/A	

PI Status	
	This PI is significantly below target.
	This PI is slightly below target.
	This PI is on target.
	This PI cannot be calculated.
	This PI is a data-only PI.

Long Term Trends	
	The value of this PI has improved in the long term.
	The value of this PI has worsened in the long term.
	The value of this PI has not changed in the long term.

Short Term Trends	
	The value of this PI has improved in the short term.
	The value of this PI has worsened in the short term.
	The value of this PI has not changed in the short term.